



AFC Srl Handling Equipment

20122 Milano - V.le Regina Margherita 30 +39 02 98876001

29017 Fiorenzuola (PC) - Via P. Gobetti 4 +39 0523 349769

info@afchhandling.com

www.afchhandling.com



CL 04 - MRB




REMOVABLE ADAPTER



ADDITIONAL CLAMP



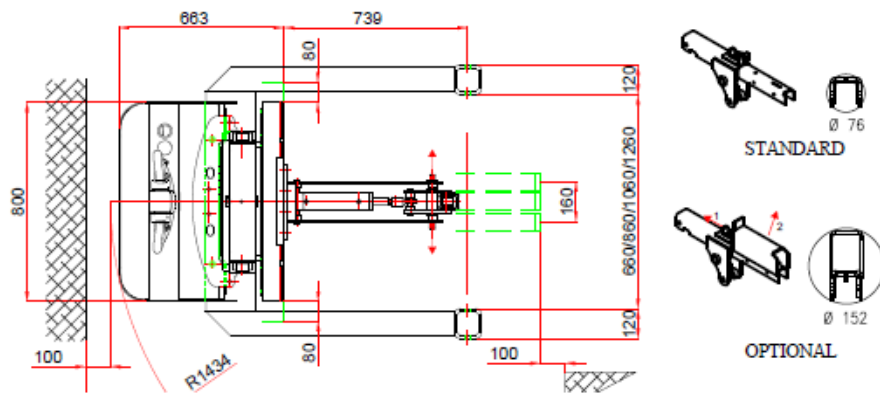
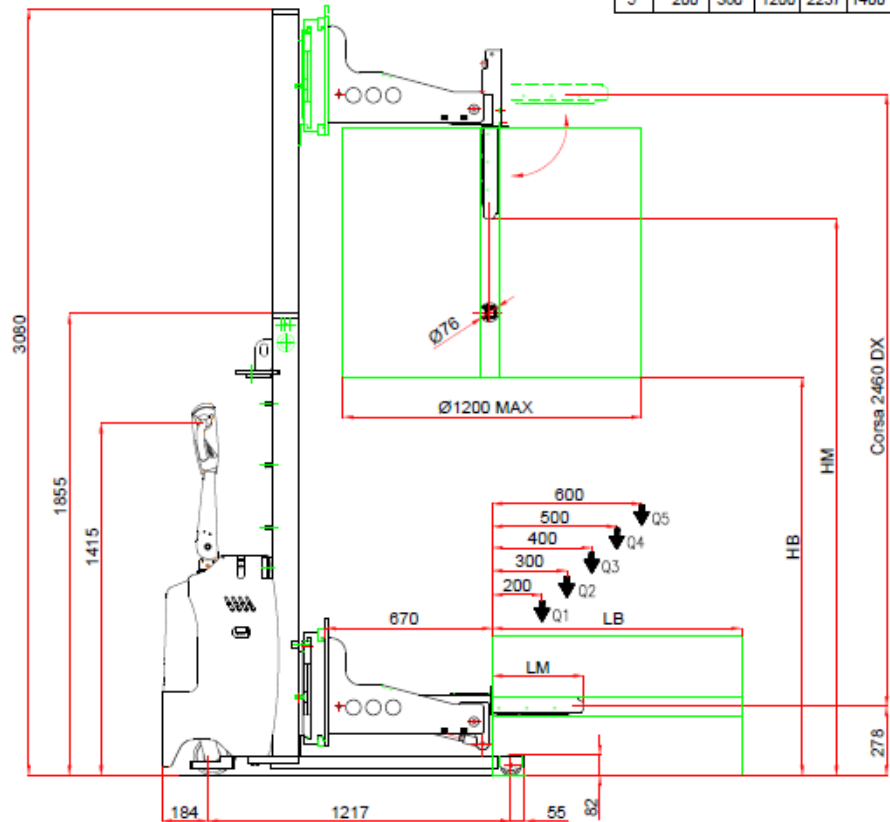
CAMERA + SCREEN





CL 04.25 MRB 76

Q	CAP kg	LM mm	LB mm	HM mm	HB mm
1	450	260	400	2337	2200
2	400	260	600	2337	2000
3	320	260	800	2337	1800
4	250	360	1000	2237	1600
5	200	360	1200	2237	1400



IDENTIFICAZIONE	IDENTIFICATION	IDENTIFICATION	CARACTERISTICAS	
Modello	Manufacturer's type	Modèle	Modelo	CL 04 - MRB
Guida	Drive	Conduite	Conduccion	Electric (batt)
Tipo di operazione	Type of operation	Type d'opération	Accionamiento	Pedestrian
Portata max	Load capacity	Capacité de charge	Capacidad de carga	Q = 0,4 (t)
Baricentro	Load centre	CDG	Centro de gravedad	300 mm
Peso batteria incl.	Service weight incl. Battery	Poids avec batterie	Peso propio con batería	760 Kg
RUOTE/TELAIO	WHEELS/CHASSIS	ROUES/CHASSIS	RUEDAS/CHASSIS	
Ruote (ant/post)	Tyres (front/rear)	Roues (avant/arrière)	Bandajes (delanteras/atras)	PU / PU
Dimensioni Ruote ant.	Tyres size, front	Roues avant	Dim. Ruedas del.	80 x 90 mm
Dimensioni Ruota traz.	Tyres size, drive	Roue motrice	Dim. Rueda tracciòn	245 x 80mm
Dimens. Ruote laterali	Side pivoting wheels	Roues stabilisatrices	Dim. Ruedas estabilizadoras	150 x 50mm
N. ruote (x=motrice)	Wheels N. (x=driven)	N. roues (x=motrice)	Cantidad (x=motrices)	N. 2 / 2 + 1x
PRESTAZIONI	PERFORMANCE DATA	PERFORMANCES	RENDIMIENOTOS	
Velocità trazione	Traction speed (load/unload)	Vitesse traction (a/s charge)	Velocidad de traslaciòn (c/s carga)	3,5 / 4,5 Km/h
Pendenza massima	Max gradient (load/unload)	Max pente (avec/sans charge)	Pendiente maxima (c/s carga)	7 % / 10 %
Freno di servizio	Service Brake	Frein de service	Frenado de servicio	Electromagnetic
MOTORE	E-MOTOR	MOTEUR	ACCIONAMIENTO	
Motore trazione	Traction motor	Moteur de traction	Motor de tracciòn	PM 0,7 kW
Motore sollevamento	Lifting motor	Moteur de levage	Motor de elevaciòn	DC 2,0 kW
Batteria	Battery	Batterie	Bateria	24 V / 150 Ah
Peso batteria	Battery weight	Poids batterie	Poid batería	125 Kg
Caricabatt. interno	Built in Charger	Chargeur incorporé	Cargador incorporado	HF 24 V / 16 A